

8" WIDE CONCEALED SPLICE PLATE WITH
FACTORY APPLIED DUAL NON-CURING
SEALANT STRIPS AT EACH JOINT

COPING COVER
(12'-0" LENGTHS)

12" WIDE GALV. ANCHOR CLIPS
(SPACING DETERMINED BY METAL-ERA) ①

15/16"
INSIDE FACE
MIN. 2 1/4"
MAX. 6"

ROOF MEMBRANE
(BY OTHERS)

PLEASE SPECIFY SUBSTRATE:
(IF SUBSTRATE INFORMATION IS NOT GIVEN, WOOD
SUBSTRATE FASTENERS WILL BE PROVIDED.)

- WOOD - #10 x 1 1/2" STAINLESS STEEL FASTENERS
- MASONRY - 3/4" x 1 1/4" TAPCON FASTENERS
- METAL - 12-14 x 1" TEK 3 FASTENER

FOR FACE HEIGHTS OVER 6":
(IF SUBSTRATE INFORMATION IS NOT GIVEN, WOOD
SUBSTRATE FASTENERS WILL BE PROVIDED.)

- WOOD - 1 1/4" RING SHANK ROOFING NAILS
- MASONRY - 3/16" x 7/8" ZAMAC
- METAL - #10 x 1" SELF DRILLING PANCAKE SCREW

1 3/8"
COVERAGE ③
OUTSIDE FACE
MIN. 3"
MAX. 12"

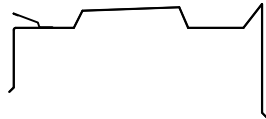
5/8"

3/8" SPACE PROVIDED
FOR WALL VARIATIONS

ACTUAL WALL SIZE MIN. 3 1/2" MAX. 32"

NOTES:

- ① ANCHOR CLIP PROFILE ON WALLS 14" AND GREATER".
- ② IF WALL SIZE IS OVER 16", THE RISE IS 5/8".
- ③ FACE = COVERAGE (SHOULD EXTEND A MIN. OF 1" BELOW WATERPROOFING MEMBRANE) + 2".
- ④ 24 GA. GALV. AND .040" ALUM. COPING COVERS AVAILABLE FOR WALL SIZES 3 1/2" TO 24" ONLY.
- ⑤ WELDED ACCESSORIES REQUIRE A MINIMUM MATERIAL THICKNESS OF .050".
- ⑥ FOR NON 90° MITERS PLEASE USE PRINT APPROVAL #11011-1487.



MATERIAL:

___ 24 GA. GALVANIZED STEEL ④ ___ .040" ALUMINUM ④
___ 22 GA. GALVANIZED STEEL ___ .050" ALUMINUM
___ OTHER _____ ___ .063" ALUMINUM
COLOR: _____ FINISH: _____

QUANTITIES:

_____ LINEAL FEET 12'-0" LENGTHS

ACCESSORIES:

___ OUTSIDE MITERS @ 90° ⑥
___ INSIDE MITERS @ 90° ⑥
___ RIGHT ENDCAPS
___ LEFT ENDCAPS
___ RIGHT ENDWALL (COPING VERSION)
___ LEFT ENDWALL (COPING VERSION)
___ RIGHT ENDWALL (SPLICE PLATE VERSION)
___ LEFT ENDWALL (SPLICE PLATE VERSION)

SPECIFY ACCESSORY TYPE:
 WELDED ⑤
 QUICKLOCK

AUTHORIZED SIGNATURE:

APPROVED BY: _____

DATE: _____



ANSI/SPRI ES-1 TESTED

PROJECT:

ARCHITECT:

ROOFING CONTRACTOR:

REPRESENTATIVE/DISTRIBUTOR:

CORPORATE OFFICES, MANUFACTURING
1600 AIRPORT ROAD; WAUKESHA, WI 53188

PHONE: 800-558-2162
FAX: 800-373-9156

WEBSITE: WWW.METALERA.COM
EMAIL: QUOTE@METALERA.COM

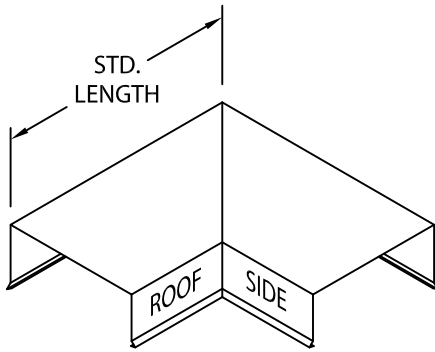
DATE: 02/04/19
DRN BY: JJC
CKD BY: SAK

SHT.# ___ OF ___

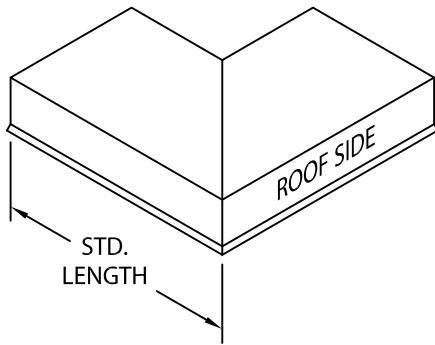
DWG# 11011-19115

G

PERMA-TITE COPING



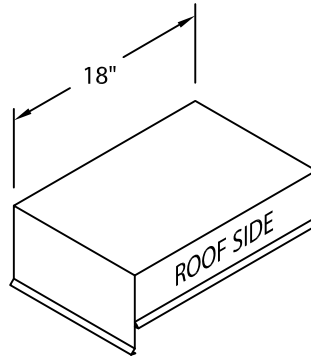
OUTSIDE MITER



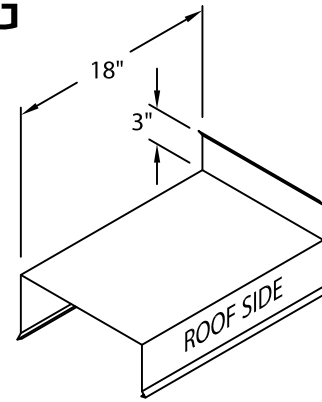
INSIDE MITER

MITER STANDARD LEG LENGTH:
WALL SIZE + $9\frac{5}{8}$ " = LENGTH

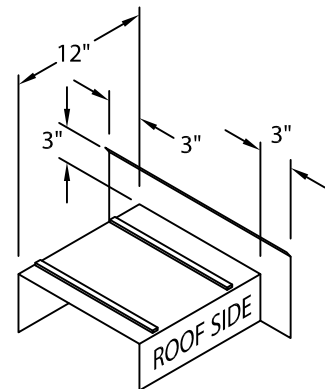
PERMA-TITE COPING STANDARD ACCESSORIES



ENDCAP
(LEFT HAND SHOWN)



ENDWALL FLASHING
COPING VERSION
(RIGHT HAND SHOWN)



ENDWALL FLASHING
SPLICE PLATE VERSION
(RIGHT HAND SHOWN)
(AVAILABLE ONLY IN
.040" WELDED, PAINTED
TO MATCH COPING)

ADDITIONAL ACCESSORIES ARE AVAILABLE ON WEBSITE:

- TRANSITION MITERS
- STRAIGHT TRANSITION MITERS
- "T" MITERS
- "Z" MITERS
- STEP-UP MITERS
- PEAK / VALLEY MITERS
- PILASTER CAPS
- RADIUS COPING
- ARCHED COPING

(FOR ADDITIONAL ACCESSORY REQUIREMENTS, ATTACH SKETCHES OR CALL MANUFACTURER FOR ASSISTANCE).

CORPORATE OFFICES, MANUFACTURING 1600 AIRPORT ROAD; WAUKESHA, WI 53188	PHONE: 800-558-2162 FAX: 800-373-9156	WEBSITE: WWW.METALERA.COM EMAIL: QUOTE@METALERA.COM	DATE: 02/04/19	SHT.# ___ OF ___
			DRN BY: JJC	DWG# 11011-19115
			CKD BY: SAK	