

Document Number:	PUB-DRU293389
Publication Date:	2012-06-14
Revised:	2015-04-28
Revaluation Date:	2018-04-28

Supplier:



Mod-Bit Soprarock DD+ Duotack partially adhered System, Partially Adhered Roofing System (PARS)

Roofing System Summary :

- Cap sheet membrane: Modified Bituminous membrane or allowable products
- Base Sheet Membrane: Modified Bituminous membrane or allowable products
- Cover board: Mineral wool board insulation
- Insulation: Mineral wool board insulation or allowable products
- Vapour barrier: Membrane or allowable products
- Thermal barrier: Gypsum board or allowable products
- Decking: Steel Deck
- Dynamic Uplift Resistance (DUR) as per CSA A123.21:

Description	Test observation reading	With SF of 1.5
System A	-3.2 kPa (-67 psf)	-2.1 kPa(-45 psf)
System B	-5.4 kPa (-112 psf)	-3.6 kPa (-75 psf)
System C	-7.5 kPa (-157 psf)	-5.0 kPa (-105 psf)

Note :

Allow products:

Only equivalent products included into the roofing system's report are admissible.

Optional components:

Components of the roofing system designated as optional may be included or excluded from the roofing system which will not change the published dynamic uplift resistance (DUR).

Safety factor:

As required by in the CSA A123.21 Standard, the published dynamic uplift resistance (DUR) are reduced by a safety factor of 1.5 (SF of 1.5)

Admissible wind uplift load calculation:

An online calculator is available at www.sigders.ca. The user will have to provide the following information:

- building location;
- building geometry;
- building exposure;
- building openings;
- building importance factor.

The calculator will display the allowable design load of the roof's field surface, edges and corners as well as the dimensions of the edge and corner zones.

Technical Advisories:

Assessment reports must be read in conjunction with technical advisories issued by **exp** Services Inc.

Values

For this document, the metric values are the standard and values in parentheses are for information only.

Notice

Exp Services Inc. reserve their right to withdraw, without prior notice, the test report performed as per CSA A123.21 Standard.

Document Number:	PUB-DRU293389
Publication Date:	2012-06-14
Revised:	2015-04-28
Revaluation Date:	2018-04-28

Roofing System's Specific Data:

Cap Sheet Membrane:

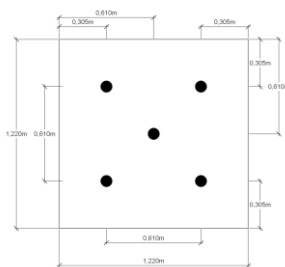
- Allowable products:	Soprema		
	Sopralene Flam 180 GR	Sopralene Flam 250 GR	Soprastar Flam HD GR
	Sopralene Flam 180 FR GR	Sopralene Flam 250 FR GR	Soprastar Flam HD FR GR
	Sopralene Mammouth GR	Sopraply Traffic Cap 560	Sopraply Traffic Cap FR 561
- Attachment mode:	Heat welded		

Base sheet membrane:

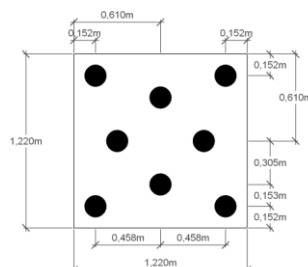
- Allowable product:	Soprema		
	Sopralene Flam 180	Elastophene Flam	Sopraply Base 520
	Sopralene Flam 250		
- Attachment mode:	Heat welded		

Cover board:

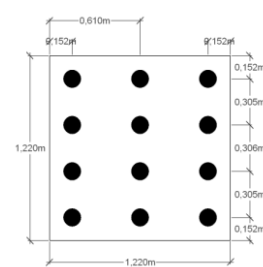
- Allowable products:	Soprema		
	Soprarock DD Plus		
- Allowable thickness:	Between 50 mm (2 in.) to 203 mm (8 in.)		
Mechanically attached Pattern for System A result	Row spacing	Fasteners spacing	
	5 fasteners and plates per 16 f²	As drawing fastener pattern	
- Attachment type:	Fasteners #14 with #3 deep recesses Phillips head composed of hardened carbon steel and covered with an anticorrosion coating. 20 gauges rounds plate of 73 mm (2 7/8 in.), with Galvalume finish		
- Pullout fastener resistance:	214 psi or 442 lbf or 1967 Newton		
- Attachment supplier:	Soprema		
Mechanically attached Pattern for System B result	Row spacing	Fasteners spacing	
	8 fasteners and plates per 16 f²	As drawing fastener pattern	
- Attachment type:	Fasteners #14 with #3 deep recesses Phillips head composed of hardened carbon steel and covered with an anticorrosion coating. 20 gauges rounds plate of 73 mm (2 7/8 in.), with Galvalume finish		
- Pullout fastener resistance:	214 psi or 442 lbf or 1967 Newton		
- Attachment supplier:	Soprema		
Mechanically attached Pattern for System C result	Row spacing	Fasteners spacing	
	12 fasteners and plates per 16 f²	As drawing fastener pattern	
- Attachment type:	Fasteners #14 with #3 deep recesses Phillips head composed of hardened carbon steel and covered with an anticorrosion coating. 20 gauges rounds plate of 73 mm (2 7/8 in.), with Galvalume finish		
- Pullout fastener resistance:	214 psi or 442 lbf or 1967 Newton		
- Attachment supplier:	Soprema		



Drawing pattern A



Drawing pattern B



Drawing pattern C

Roof System Assessment Report of Wind Uplift Resistance (ISO 17025)

Document Number:	PUB-DRU293389
Publication Date:	2012-06-14
Revised:	2015-04-28
Revaluation Date:	2018-04-28

Insulation:

- Allowable products:	Soprema		
	Sopra-Iso	Sopra-Iso +	Soprarock DD
	Soprarock DD+		
	Atlas Roofing Corp.		
	ACFoam II	ACFoam III	ACFoam IV
	Johns Manville		
	ENRGY 3	ENRGY 3 CGF	
	Hunter Panels		
	H-Shield	H-Shield CG	
- Allowable thickness:	Between 25 mm (1 in.) to 203 mm (8 in.)		
- Attachment mode:	Loose laid, adhered or mechanically attached		

Vapour Barrier:

- Allowable products:	Soprema		
	Elastophene PS 2.2 mm	Sopralene 180 PS 3.5 mm	
- Attachment mode:	Heat welded (required a primer on allowable thermal barrier or concrete deck with Elastocol 500)		

Or optional Vapour Barrier:

- Allowable products:	Soprema		
	Sopravap'R	Sopralene Stick Adhesive	
- Attachment mode:	Adhered (Primer required on allowable thermal barrier wood deck and concrete deck with Elastocol stick or Elastocol Stick Zero)		
- Attachment type:	Self-adhering membrane		

Or optional Vapour Barrier:

- Allowable products:	Soprema		
	Xpress Vap'R Board	Soprastop	
- Attachment mode:	Loose laid, adhered or mechanically attached		

Decking:	
- Type:	Galvanized construction steel or coated with an aluminum/zinc alloy or PVC in accordance with ASTM A653, ASTM A792, ASTM A1008 or CSSBI 10M Standards.
- Supplier:	Generic
- Thickness:	0.76 mm (0.03 in.) minimum, with a yield strength of 230 MPa (33 ksi) and a tensile strength of 310 MPa (45 ksi) commonly defined as being of a 22 gauges minimum thickness.
- Attachment method:	The deck's fastening to the supporting structure must be strong enough to resist wind uplift loads (adjusted as per NBC requirements).
- Fastening uplift resistance (CSA S136.F04):	2.09 kN (470 pf)
- Equivalence:	Steel deck thickness of 18 to 22 gauges or wood deck or concrete deck with pullout resistance equal or higher than the Fastening uplift resistance specified above.



Roof System Assessment Report of Wind Uplift Resistance (ISO 17025)

Document Number:	PUB-DRU293389
Publication Date:	2012-06-14
Revised:	2015-04-28
Revaluation Date:	2018-04-28

Optional Products Table:

Thermal barrier:

- Allowable product:	Georgia Pacific		
	DensDeck	DensDeck Prime	
	CGC / USG		
	Securock Gypsum Fiber Roof Board		
	Unifix		
	PermaBase Dek		
- Allowable thickness:	Between 6.3 mm (¼ in.) to 15.9 mm (5/8 in.)		
- Attachment mode:	Loose laid or adhered or mechanically attached		